

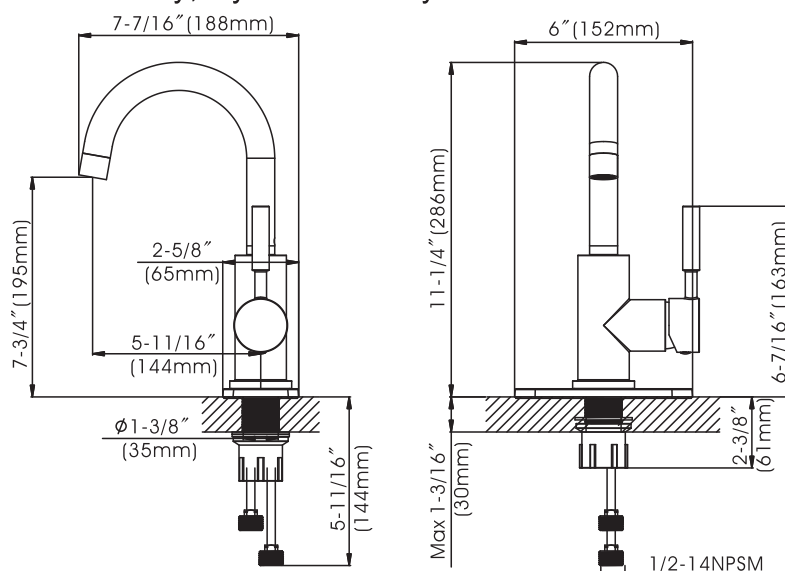


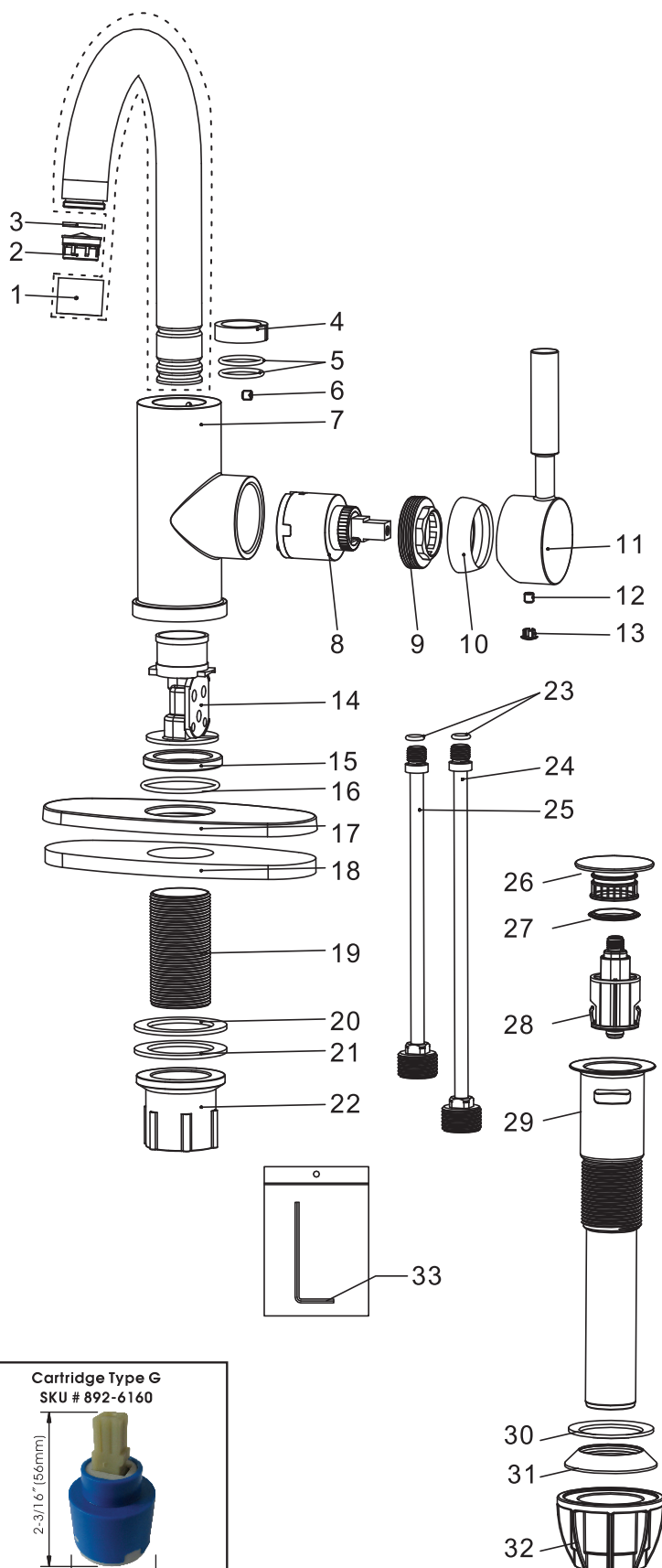
Dillinger Series



Single Handle Lavatory Faucet

- * 7-3/4" High and 5-11/16" Long Stainless Steel Spout, Zinc Handle, Zinc Body
- * Includes Removable Stainless Steel Deck Plate for 1 or 3 Hole Installation
- * Includes Easy Clean Push Style Pop-Up Drain with "Drain Safeguard" - Safely Keeps Most Items from Washing Down the Drain
- * Brass and Copper Waterway Construction with 1/2" -14 NPSM Connection
- * Premium Grade Ceramic Cartridge (Type G SKU # 892-6160)
- * Flow Rate: 1.2GPM (4.5L/MIN) MAX @ 60PSI
- * 100% Pressure System Tested
- * Lifetime Limited Warranty; 5 year Warranty from Date of Purchase for Commercial Use





Dillinger Series

Single Handle Lavatory Faucet

Model :

192-8007 Polished Chrome

192-8008 Brushed Nickel

192-8009 Matte Black

No.	Part Name
1	Spout
2	Aerator Core
3	O-ring
4	Retainer
5	O-rings
6	Set Screw
7	Body
8	Cartridge
9	Lock Nut
10	Trim Cap
11	Handle
12	Set Screw
13	Index
14	Waterway
15	Ring
16	O-ring
17	Deck Plate
18	Gasket
19	Shank
20	Rubber Washer
21	Plastic Washer
22	Lock Nut
23	O-rings
24	Copper Tube (Cold)
25	Copper Tube (Hot)
26	Cover
27	Washer
28	Stopper Core
29	Stopper Housing
30	Small Washer
31	Large Washer
32	Lock Nut
33	Allen Wrench

Technical Support: warranty@cmiproduct.com
Hour of Operation: Mon - Fri 8:00 a.m - 5:00 p.m. EST